



OiCOiN

Join the Rise of Osmium



OiCOiN - Osmium Investment Coin

WHITEPAPER

OiCOiN - Osmium Investment Coin
Version 1.0.10 - dated March 7th , 2019

CONTENT

Content	2
Notice to Investors	3
Definitions	4
The Project	5
Basic Information:	5
Corporate Structure	6
Contact Details	7
Business Area	8
What are precious metals .	9
Periodic system – precious metals and current yearly production:	9
Current yearly production of precious metals in kilograms:	9
Gold – the “old” precious	10
Example:	11
“Hype” – common denominator of new precious metals	12
Significant reasons for price increase	16
Precious Metals Price Development	18
Ruthenium graph:	24
Historical Conclusion	25
Use of proceeds	26
ICO – Fundamentals .	27
Planned Bonus System:	28
ICO – Details	29
Registration	30
Bonus System	31
Use of income	32
Distribution of Tokens	33
Roadmap	34
Team (advisors, management)	35
Revenue Share Report and Distribution	38
Example	39
Receiving the Revenue Share	40
Expected Future Revenues by 2028	41
Expected Revenue by 2028	42
Forward Looking Statements	43
Conclusion	44



NOTICE TO INVESTORS

Read the entire White Paper before taking any action.

Recognize the non-regulated nature of acquiring coins.

Acknowledge a substantial risk in depending on forward-looking claims.

The purpose of this White Paper is to present the project to potential Investors in relation to the proposed ICO – Osmium Investment Coin (OiCOiN).

Here, we provide all relevant information to let potential investors decide whether to acquire OiCOiN Coins. Please note that we will reserve the rights to keep in contact with you in regards of this or further announcements in regards of ICO's via email provided by the investor in the registration form.

Along with the White Paper you will find the “Coin Offer Document” with all further details on the website.

If the White Paper is too long to get a first impression, please have a look at our “Light Paper” which is available on our website.

DEFINITIONS

\$/USD	United States Dollar
€/EUR	Euro
Bonus	A pre-set volume of OiCOiN Coins, transferred to the investors.
OiCOiN	Abbreviation for Osmium Investment Coin
OiCOiN-Coin	A software product (cryptocurrency) in relation to the ICO and carrying the rights as set forth in the Terms & Conditions.
ICO	Initial Coin Offering.
ICO Website	The website maintained www.OiCOiN.io for the purposes of ICO.
Investor	A person purchasing OiCOiN Coins during the ICO.
FIAT Money	Currency without intrinsic value like US-Dollar, Euro or other currencies used worldwide.
Terms & Conditions	Terms & Conditions, including any properly executed amendments thereto.
White Paper	This document as such.



THE PROJECT

Basic Information:

This White Paper is the single legal document presented to the public in connection with the Initial Coin Offering of Osmium Investment Coins (OiCOiN). Initial coin offering offers up to 250 million Ethereum-based OiCOiN coins. The ICO will have a hard cap of 125,000 ETH.

OiCOiN are coins based on the Ethereum-platform intended for developing and extending worldwide trade of crystallized Osmium that reward coin holders for revenue of crystallized Osmium across the world.

This whitepaper gives an overview of certain aspects of the OiCOiN and its intended use. This whitepaper and the information stated herein is not legally binding. The Initial Coin Offering is only made based on a separate document, the "Coin Offer Document" which will be published alongside this whitepaper. This whitepaper does not constitute an offer of Osmium Investment Coins (OiCOiN) nor an invitation for an offer to exchange any amount of Ether for OiCOiNs. The developer intends to have OiCOiN listed on at least one virtual exchange in the future. Due to the properties and mechanics of the OiCOiN as described herein, the developer also aims to have the market value of OiCOiN increased over time.

However, there is no guarantee that an increase in the market value can be achieved by the developer. If you decide to participate in the Initial Coin Offering as a form of investment, the developer expressly warns you that an investment in OiCOiN carries a high degree of risk. For a description of the risks associated, see the chapter „Limitation of the Company's liability“ in the Coin Offer Document.

Developer:

OSMIUM GLOBAL CONSULTING d.o.o., a limited liability company pursuant to Serbian law, having its registered seat at Knez Mihajlova 30, 11000 Belgrade, Serbia (the „Developer“) intends to offer for exchange up to 250 million units of a new Ethereum-based coin named „OiCOiN“ during a limited offer period (the „Offer Period“) starting June 1, 2018 (the „Initial Coin Offer“, „ICO“ or „crowdsale“).

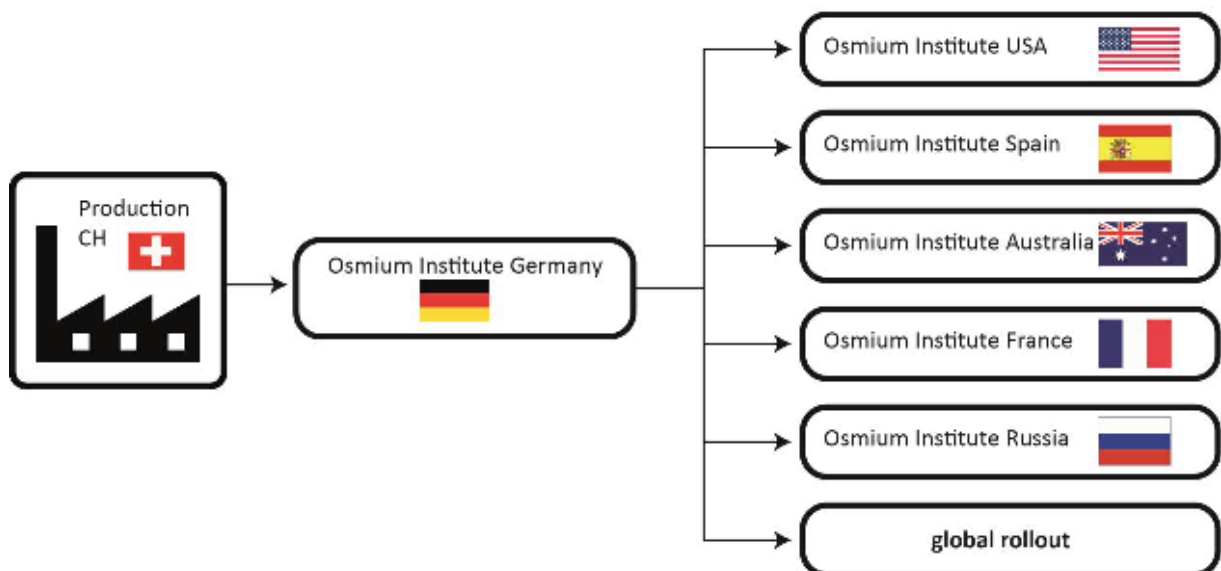


CORPORATE STRUCTURE

All crystallized Osmium will be produced in Switzerland and shipped to Germany. The certifier and marketer of all crystallized Osmium products worldwide is the German Osmium Institute:

Official German company name: „Osmium-Institut zur Inverkehrbringung und Zertifizierung von Osmium GmbH“, located in D-82065 Baierbrunn. This is a city in the proximity of Munich, Germany. Registered at Munich - number “HRB 200453”.

From Germany the products will be shipped to the globally positioned “Osmium Institutes”. The institute of the specific country then is in charge to supply the local markets of wholesalers, investors or jewellers.



CONTACT DETAILS

For any question regarding this Initial Coin Offer, please contact the Developer Via:

Email: support@OiCOiN.io
Homepage: www.OiCOiN.io
Twitter: [OiCOiNICO](https://twitter.com/OiCOiNICO)
Telegram: t.me/OiCOiNchat
Reddit: reddit.com/user/osmiuminvestmentcoin/
Bitcointalk: bitcointalk.org/index.php?topic=4906117.0
Github: github.com/OsmiumInvestmentCoin/oicoiN
Instagram: [osmiuminvestmentcoin](https://www.instagram.com/osmiuminvestmentcoin)
Youtube: youtube.com/channel/UCCvFu7NV3w6iYbMDoNR-nbg



BUSINESS AREA

The core business field of the project is global sale of products made of crystallized Osmium, a very rare precious metal.

These can be products solely used as conservative investment (like ingots) as well as jewellery products.

Investments in precious metals are commonly placed in gold, silver or platinum products. Other precious metal products are used by insiders which anticipate trends or hypes which are described in this white paper.

What identifies Osmium in a category of its own, Osmium is extremely scarce and before the breakthrough of crystallization Osmium trade it was illegal for investors as the mined raw material is toxic.

Through crystallization Osmium loses its toxicity.

Like Bitcoins there is a limited amount of Osmium mineable on this planet. This total availability of Osmium over the next decade is 2 m³ - which equals 44 metric tons.

Once this amount is sold to the markets and all warehouse stocks are empty, demand for Osmium will skyrocket the market price.

Investors holding crystallized Osmium will be the only ones supplying goods to the secondary market – like jewellers or further investors.



WHAT ARE PRECIOUS METALS

Periodic system – precious metals and current yearly production:

Transition Metals (Precious ones)

The image shows a periodic table with transition metals highlighted in red. A box labeled "Precious Metals" is positioned above the elements Ag, Au, Pt, Pd, Rh, Ru, Ir, and Os. The lanthanide and actinide series are shown below the main table.

1																	2
1																	2
3	4											5	6	7	8	9	10
11	12											13	14	15	16	17	18
19	20	21	22	23	24	25	26	27	28	29	30	31	32	33	34	35	36
37	38	39	40	41	42	43	44	45	46	47	48	49	50	51	52	53	54
55	56	57	72	73	74	75	76	77	78	79	80	81	82	83	84	85	86
87	88	89	104	105	106	107	108	109	110	111	112	113	114	115	116	117	118
89	90	91	92	93	94	95	96	97	98	99	100	101	102	103	104	105	106
91	92	93	94	95	96	97	98	99	100	101	102	103	104	105	106	107	108
93	94	95	96	97	98	99	100	101	102	103	104	105	106	107	108	109	110
95	96	97	98	99	100	101	102	103	104	105	106	107	108	109	110	111	112
97	98	99	100	101	102	103	104	105	106	107	108	109	110	111	112	113	114
99	100	101	102	103	104	105	106	107	108	109	110	111	112	113	114	115	116
101	102	103	104	105	106	107	108	109	110	111	112	113	114	115	116	117	118
103	104	105	106	107	108	109	110	111	112	113	114	115	116	117	118	119	120
105	106	107	108	109	110	111	112	113	114	115	116	117	118	119	120	121	122
107	108	109	110	111	112	113	114	115	116	117	118	119	120	121	122	123	124
109	110	111	112	113	114	115	116	117	118	119	120	121	122	123	124	125	126
111	112	113	114	115	116	117	118	119	120	121	122	123	124	125	126	127	128
113	114	115	116	117	118	119	120	121	122	123	124	125	126	127	128	129	130
115	116	117	118	119	120	121	122	123	124	125	126	127	128	129	130	131	132
117	118	119	120	121	122	123	124	125	126	127	128	129	130	131	132	133	134
119	120	121	122	123	124	125	126	127	128	129	130	131	132	133	134	135	136
121	122	123	124	125	126	127	128	129	130	131	132	133	134	135	136	137	138
123	124	125	126	127	128	129	130	131	132	133	134	135	136	137	138	139	140
125	126	127	128	129	130	131	132	133	134	135	136	137	138	139	140	141	142
127	128	129	130	131	132	133	134	135	136	137	138	139	140	141	142	143	144
129	130	131	132	133	134	135	136	137	138	139	140	141	142	143	144	145	146
131	132	133	134	135	136	137	138	139	140	141	142	143	144	145	146	147	148
133	134	135	136	137	138	139	140	141	142	143	144	145	146	147	148	149	150
135	136	137	138	139	140	141	142	143	144	145	146	147	148	149	150	151	152
137	138	139	140	141	142	143	144	145	146	147	148	149	150	151	152	153	154
139	140	141	142	143	144	145	146	147	148	149	150	151	152	153	154	155	156
141	142	143	144	145	146	147	148	149	150	151	152	153	154	155	156	157	158
143	144	145	146	147	148	149	150	151	152	153	154	155	156	157	158	159	160
145	146	147	148	149	150	151	152	153	154	155	156	157	158	159	160	161	162
147	148	149	150	151	152	153	154	155	156	157	158	159	160	161	162	163	164
149	150	151	152	153	154	155	156	157	158	159	160	161	162	163	164	165	166
151	152	153	154	155	156	157	158	159	160	161	162	163	164	165	166	167	168
153	154	155	156	157	158	159	160	161	162	163	164	165	166	167	168	169	170
155	156	157	158	159	160	161	162	163	164	165	166	167	168	169	170	171	172
157	158	159	160	161	162	163	164	165	166	167	168	169	170	171	172	173	174
159	160	161	162	163	164	165	166	167	168	169	170	171	172	173	174	175	176
161	162	163	164	165	166	167	168	169	170	171	172	173	174	175	176	177	178
163	164	165	166	167	168	169	170	171	172	173	174	175	176	177	178	179	180
165	166	167	168	169	170	171	172	173	174	175	176	177	178	179	180	181	182
167	168	169	170	171	172	173	174	175	176	177	178	179	180	181	182	183	184
169	170	171	172	173	174	175	176	177	178	179	180	181	182	183	184	185	186
171	172	173	174	175	176	177	178	179	180	181	182	183	184	185	186	187	188
173	174	175	176	177	178	179	180	181	182	183	184	185	186	187	188	189	190
175	176	177	178	179	180	181	182	183	184	185	186	187	188	189	190	191	192
177	178	179	180	181	182	183	184	185	186	187	188	189	190	191	192	193	194
179	180	181	182	183	184	185	186	187	188	189	190	191	192	193	194	195	196
181	182	183	184	185	186	187	188	189	190	191	192	193	194	195	196	197	198
183	184	185	186	187	188	189	190	191	192	193	194	195	196	197	198	199	200
185	186	187	188	189	190	191	192	193	194	195	196	197	198	199	200	201	202
187	188	189	190	191	192	193	194	195	196	197	198	199	200	201	202	203	204
189	190	191	192	193	194	195	196	197	198	199	200	201	202	203	204	205	206
191	192	193	194	195	196	197	198	199	200	201	202	203	204	205	206	207	208
193	194	195	196	197	198	199	200	201	202	203	204	205	206	207	208	209	210
195	196	197	198	199	200	201	202	203	204	205	206	207	208	209	210	211	212
197	198	199	200	201	202	203	204	205	206	207	208	209	210	211	212	213	214
199	200	201	202	203	204	205	206	207	208	209	210	211	212	213	214	215	216
201	202	203	204	205	206	207	208	209	210	211	212	213	214	215	216	217	218
203	204	205	206	207	208	209	210	211	212	213	214	215	216	217	218	219	220
205	206	207	208	209	210	211	212	213	214	215	216	217	218	219	220	221	222
207	208	209	210	211	212	213	214	215	216	217	218	219	220	221	222	223	224
209	210	211	212	213	214	215	216	217	218	219	220	221	222	223	224	225	226
211	212	213	214	215	216	217	218	219	220	221	222	223	224	225	226	227	228
213	214	215	216	217	218	219	220	221	222	223	224	225	226	227	228	229	230
215	216	217	218	219	220	221	222	223	224	225	226	227	228	229	230	231	232
217	218	219	220	221	222	223	224	225	226	227	228	229	230	231	232	233	234
219	220	221	222	223	224	225	226	227	228	229	230	231	232	233	234	235	236
221	222	223	224	225	226	227	228	229	230	231	232	233	234				

GOLD – THE “OLD” PRECIOUS

Total above ground stocks (end-2017)
Total above ground stocks: 190,040 tonnes

1. Jewellery	90,718 tonnes	47.7%
2. Private investment	40,035 tonnes	21.1%
3. Official sector	32,575 tonnes	17.1%
4. Other	26,711 tonnes	14.1%
5. Below ground reserves (estimated)	54,000 tonnes	

*Source: Metals Focus; GFMS, Thomson Reuters, US Geological Survey, World Gold Council


Each year, global gold mining adds approximately 2,500-3,000 tonnes to the overall above-ground stock of gold. While gold production has shown an upward trend in recent years, this is likely to level off in coming years.

Almost 70% of gold is used as jewellery or investment.



EXAMPLE

Osmium exploitation will be terminated after mining a total of 2 (two!) m³ as global reserves are depleted by then. This equals a volume of 44 metric tons.



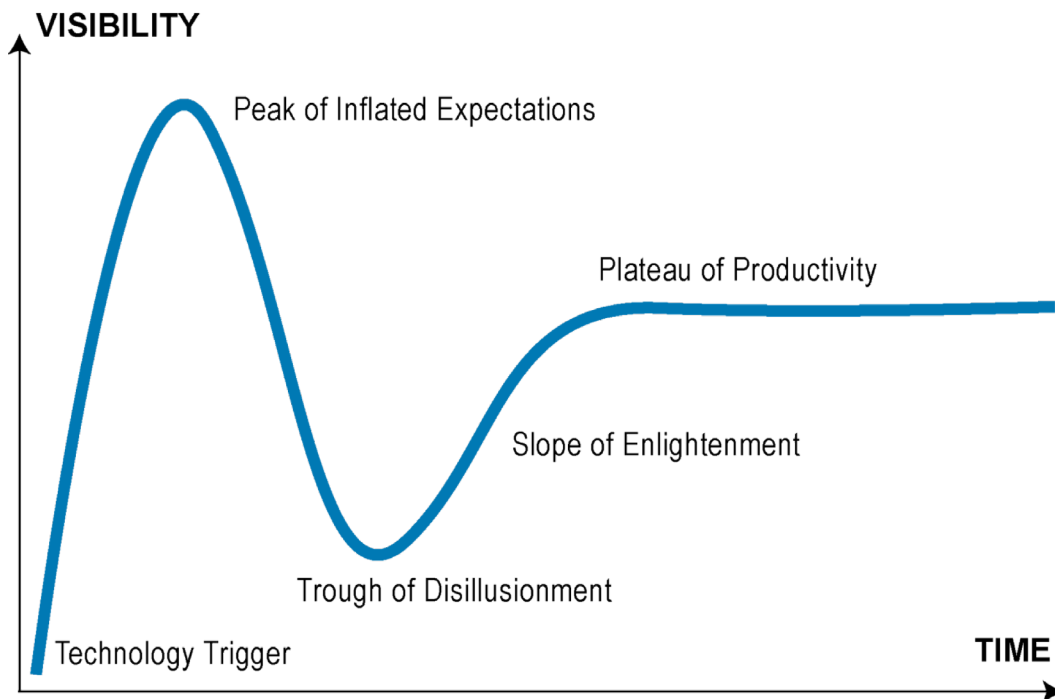
“HYPER”

– COMMON DENOMINATOR OF NEW PRECIOUS METALS

Let's begin with the old story of supply and demand.

This common economic model is to be perfectly seen during the introduction of the “new” precious metals like Platinum, Rhodium, Iridium and Ruthenium.

Our case will be a lot more dramatic through the scarcity of Osmium. Platinum, Rhodium, Iridium and Ruthenium can be still mined. Osmium will be off the raw material market.



Once a product cannot be produced or mined any longer, the supply (in this case “the investors”) will be the technology trigger to skyrocket the price.



OSMIUM SUPERSTAR

Let us now turn to the most exciting of the precious metals: OSMIUM. The historical development shows changes, but no significant features.

Annual Average Osmium Price
(Dollars per troy ounce¹)

Year	Price	Year	Price	Year	Price	Year	Price
1930	67	1948	100	1966	350	1984	455
1931	67	1949	100	1967	400	1985	915
1932	62	1950	141	1968	400	1986	704
1933	63	1951	208	1969	335	1987	633
1934	68	1952	208	1970	215	1988	592
1935	50	1953	166	1971	210	1989	549
1936	55	1954	144	1972	212	1990	416
1937	57	1955	96	1973	200	1991	400
1938	57	1956	90	1974	200	1992	400
1939	57	1957	90	1975	200	1993	400
1940	57	1958	80	1976	200	1994	450
1941	47	1959	80	1977	130	1995	450
1942	47	1960	80	1978	130	1996	450
1943	50	1961	65	1979	130	1997	450
1944	50	1962	65	1980	130	1998	450
1945	50	1963	65	1981	130		
1946	67	1964	95	1982	130		
1947	100	1965	236	1983	132		

¹To convert to dollars per kilogram, multiply by 32.1507.

Osmium has several unique characteristics that makes its market very special and very interesting. In the past Osmium was used as alloy for changing characteristics of other metals to make them harder and durable.

The possession and storage of mined Osmium is not uncritical since Osmium is considered to be toxic in its native form the “Osmium sponge” – a form of powder.



This powder tends to form osmium tetroxide, which is responsible for the health hazard. For this reason, Osmium it is not allowed to be traded by private parties.

Since the 1990s our group of metallurgists have developed a method of overcoming this problem and succeeded in discovering and perfecting the process of crystallization.

This process changes the crystal structure of osmium and massively limits its chemical reactivity. In its unreactive crystalline form, osmium behaves even more “nobly” than the other precious metals. It also takes on a mythical and mysterious glow in the sunlight. For its uniqueness, crystalline osmium has been spotted for the wristwatch and jewellery markets. One of the first movers which is using osmium in this way is Swiss luxury watch producer “Hublot”. <https://www.hublot.com/en/news/classic-fusion-firmament>

It can be crystallized in two and or in three-dimensional forms. Osmium is therefore very well appreciated in the jewellery market.

The investor market is now splitting up into two large segments. On the one hand, people invest in osmium, store it for five to ten years and then plan to sell it to the later growing jewellery market. On the other hand, speculators who wish to take advantage of the same type of growth patterns observed in the past with the other precious metals are intrigued by the expected “hype”. Find examples for these events in the next chapters!

However, it is foreseeable that the development of osmium will be different in some points, which are worth a closer look. Osmium is the only precious metal that will completely disappear from the market when about 40 tons are sold.

Further reservoirs cannot be discovered, as osmium mining outside the associated deposits with other metals is economically not worthwhile.



A simple figure shows this unmistakably: only 30 grams of Osmium are found in 10,000 tons of platinum ore – an equivalent of 250 truckloads!

A second development is the split of the investor market into two sections. On the one hand, there is the spot business conducted between mines and processing companies that use osmium in special applications and operate in accordance with the REACH agreement. This international agreement restricts trade of specific chemicals.

The regular non-crystallized osmium market is not open to private users and investors, as osmium is not and must not be traded outside the chemical industry due to the formation of the toxic osmium tetroxide.

Since 2013 the private investment market has been solely focused on crystalline osmium, since the change of the crystal structure of osmium produces an extremely high degree of purity and, above all, causes it to lose its toxicity.

Crystallization of Osmium is a very complex process which takes weeks under very high pressures and specific gas environment. A method that has been developed over decades.

At the same time, it was discovered by the first private investors, who profited from osmium with high margins of up to **450 percent within just three years.**

We are so far ahead with all metallurgic know-how and hold all relevant mining contracts that nobody else will be in the situation to crystallize Osmium elsewhere.



SIGNIFICANT REASONS FOR PRICE INCREASE

It can be predicted, however, that the market entry of Osmium will be accompanied by much more significant price increases for several reasons.

First, Osmium is much rarer than all the other precious metals. The annual processing for the investment market is only 120 kg.

The production for various applications is up to 360 kg per year but is stretched as much as possible and depends on platinum and nickel production.

In addition, contracts have been signed in recent decades for our crystallization company to option large quantities of Osmium, which currently allows access to much larger quantities of Osmium.

Almost all Osmium that is not used in platinum alloys or in the chemical industry goes into crystallization.

Since Osmium is entirely unforgeable, it can also be certified over long distances and authenticated by the crystal structure. Each piece is unique like a fingerprint.

The shortage of crystalline Osmium is progressing rapidly, although sufficient quantities of Osmium can still be introduced into the investor and processing market at present.



The figures in this context are interesting.

The global extractable amount of osmium is about 9 m³. A maximum of 2 m³ of this will be degradable in the next decade. At a density of 22.61 g/cm³, this corresponds to a mass of about 44,000 kg.

Crystallization in 3D shapes has also brought a new form factor into the scene. Osmium pearls are small, round 3D structures with a hole for crystallization purposes, which can be drilled through completely and then worn like pearls.



They are currently the most valuable osmium objects, as only one of 10 pearls succeed in crystallization.

Osmium pearls have the potential to rise 100 percent in value over a single year.

Let the rally around the last precious metal begin...



PRECIOUS METALS PRICE DEVELOPMENT

In this chapter we want to explain and show historically, how prices of precious metals changed according to specific incidents like shortages or begin of speculative trade manners.

Gold and **silver** are probably the oldest investments of all. These precious metals drove the trade in antiquity and were used as money. Their value was derived from their rarity and durability.

The history of these two metals shows that supply and demand for rare metals can lead to huge price jumps and that their investment value is therefore subject to high volatility. One by one, science discovered further precious metals. All eight of them have now been discovered and are used in a wide variety of industries.

Nevertheless, trade with these metals progressed in tiny steps, metal for metal.

Palladium became known in the investment market as the third precious metal and was sold in ingots.

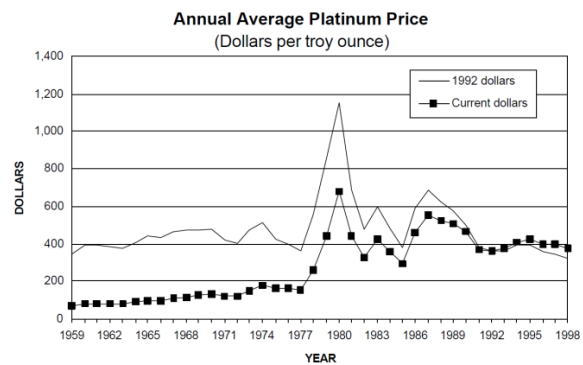
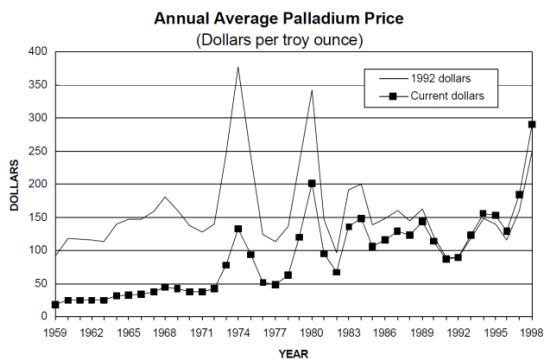


Looking at the periodic table, next to come was platinum. Since its special bending stiffness allowed for special ring shapes that could not be achieved with the soft metals gold and silver, platinum quickly established itself on the jewellery market.

Everyone has seen a platinum ring where the set diamond is only slightly touched by the two ends of the ring.

The markets became increasingly tighter from metal to metal. Most platinum metals are found in massive quantities in world trade and are comparatively easy to recycle, which keeps them available for various applications.

Let's compare the market entries of the different metals on the historical charts below:



When researching palladium, we see its market entry around 1974, which is shortly followed by that of platinum around 1980. Each market entry of a “new” metal was followed by a series of side effects.

Most important to note is that what every market entry had in common was an initial peak, which is followed by consolidation and subsequent market stabilization with moderate growth.

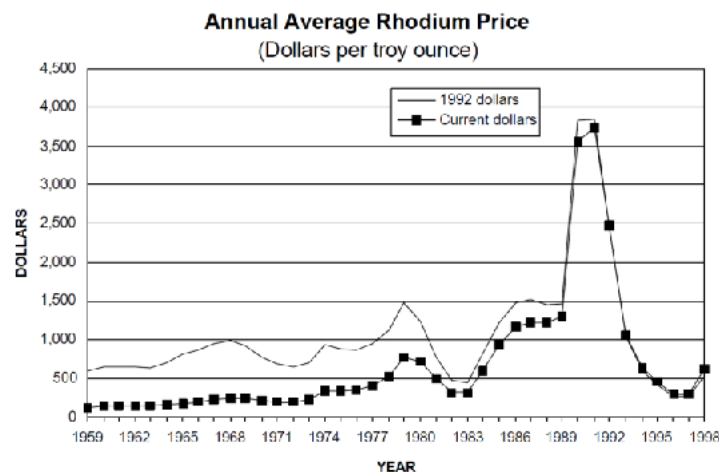
The rarer the precious metals were, the more extreme the market reactions became. One of these rare metals, with an annual production of about 25 tons, is rhodium.

As markets tightened with rhodium, these developments could also cause price jumps or spot price changes of up to 1,000 percent in a few years.

The key factor affecting volatility is the market volume. The rhodium market is only USD 1 billion and is extremely flexible, while the platinum market is well over USD 10 billion, and the gold market is worth as much as USD 200 billion.

The rhodium rally began in the early 1990s with its very small market volume. It demonstrates the unprecedented success a precious metal can have when it is newly discovered as an investment metal by speculators.

The entry of this metal into the market can be seen in the historical charts. This development began for rhodium around 1989.



In the past, speculation only triggered a deficit in demand, which caused prices to rise whenever the metal was no longer available to industry but had to be purchased by industrial users from speculators and banks.

In addition, the mine cycle, together with many factors influencing political and economic stability in the producing countries, is crucial for production and price. The rhodium market is already so narrow that with 25 tons per year it generates a considerable range of fluctuation and, above all, took place in secret as a spot sale.

About ten years ago, on June 19, 2008, at an all-time high of USD 10,100 per troy ounce, rhodium became the most valuable precious metal ever traded in the world. The deflation in the same year dropped the price to a tenth. It recovered to \$3,000 by 2010, only to fall back to \$890 in December 2013.

An interesting fact is that now the funding costs could no longer be covered by the price. This development is called a loss-making market. Such markets will inevitably have to recover if the metal continues to be used in industry.

For a very long time now, the rhodium market has been mainly in deficit. It is estimated that this deficit will persist until close to 2020 based on investor inventories, mine output and market use.

Rhodium's Price Development During the Last Ten Years:



Demand for rhodium is currently stable and high. Many consumers from the automotive and chemical industries buy rhodium. Therefore, as stocks are falling, it is expected that higher prices will probably be seen in the medium to long term.

Most important is that rhodium is a metal that is increasingly being used in catalyst technology and other markets.

With a share of 30%, current recycling can certainly contribute to filling supply gaps but cannot solve the problem completely. Recycling thus delays price developments but cannot stop them.

Starting with the Deutsche Bank AG, commodity funds were repeatedly set up to speculate on this development. Standard Bank launched its own rhodium ETF in December 2015 and other banks are preparing to follow suit. Banks are increasingly trying to anticipate the developments on the precious metals markets and trade in physical metals.

In addition, with the hype on critical metals, private investors are often first to buy physical metal in the form of ingots from the market. Production in the large mines of South Africa suffered from power cuts and strikes, which repeatedly affected the availability of rhodium. In such periods, only around 500.000 ounces of rhodium per year were extracted.

Let us now turn to the next metal, iridium. For a long time, the less noble iridium was undervalued and was a late-starter in the group of platinum metals.

Annual Average Iridium Price
(Dollars per troy ounce¹)

Year	Price	Year	Price	Year	Price	Year	Price
1911	62	1933	58	1955	103	1977	258
1912	65	1934	59	1956	105	1978	240
1913	65	1935	57	1957	105	1979	280
1914	65	1936	104	1958	77	1980	666
1915	83	1937	88	1959	77	1981	529
1916	94	1938	69	1960	76	1982	359
1917	150	1939	113	1961	72	1983	309
1918	175	1940	169	1962	72	1984	424
1919	255	1941	183	1963	73	1985	438
1920	331	1942	168	1964	85	1986	414
1921	195	1943	165	1965	100	1987	363
1922	200	1944	165	1966	145	1988	306
1923	NA	1945	165	1967	188	1989	303
1924	293	1946	139	1968	188	1990	307
1925	363	1947	92	1969	185	1991	283
1926	169	1948	108	1970	156	1992	158
1927	120	1949	104	1971	152	1993	47
1928	294	1950	146	1972	162	1994	66
1929	238	1951	200	1973	223	1995	55
1930	179	1952	192	1974	391	1996	68
1931	114	1953	178	1975	477	1997	218
1932	68	1954	213	1976	325	1998	430

NA Not available

¹To convert to dollars per kilogram, multiply by 32.1507.

The very early prices of iridium reflect the value of the currency at the time. The development since 1995 is particularly interesting.

Iridium's obvious entry into the market precipitated an eightfold increase in just three years.

Iridium price Euro/oz



The iridium price has repeatedly undergone comparatively large fluctuations, which can amount to several hundred percent in a few years. Iridium is mainly used as an alloying component with platinum. The chart took one start attempt each in 2010 and 2014. Currently, there seems to be no upward boundary in sight.

Despite an incipient shortage, however, it will continue to be well available, which applies to all precious metals except for Osmium. It is now interesting to follow such a market entry "live" and with a front row seat.

In the past, ruthenium had an average demand and purchase changed prices, which can be clearly seen in the historical price development.

With the beginning of 2018, however, ruthenium also began its rally as the penultimate metal and presented a price increase of 300 percent in a few weeks. Several reasons for this are under debate, but it seems to be mainly the fact that it is now the penultimate precious metal's turn to be introduced. Investors who foresee these developments purchase the precious metals accordingly to take the first peak with them and sell them again as the price rises.

A healthy and long-term development for any precious metal can only be expected to occur over a few years' time. Nevertheless, the fact that more and more money is circulating in the world markets, and that investment opportunities are limited, leads to considerable capital flowing into such investment options.

Ruthenium graph:



HISTORICAL CONCLUSION

Supply and demand has always been the key factor in finding the price for a commodity.

Seven precious metals still have sufficient resources in the planets crust.

Only one is comparable with the Bitcoin – this is Osmium.

Limited supply skyrocketed the price of BTC – limited supply will also skyrocket the price of Osmium.



USE OF PROCEEDS

Our aim is to distribute crystallized Osmium worldwide to make it known as the **new star** in the precious metal world.

For this reason, proceeds will be used to set up a network of “Osmium Institutes” in 100 major cities worldwide. These institutes oversee the evaluation and certify crystallized osmium which is put on the market.

These institutes will be supplied with crystallized Osmium by the German headquarter and are in charge to look after all details of the national markets.

Germany, USA, Spain, Australia, France and Russia have been set up by now. The next countries will follow in the next few months.

We will share all worldwide revenue - not profit(!) - with our OiCOiN Coin holders.

Buying Coins from our ICO will enable investors to participate in an already existing and moneymaking business that is at the beginning of a long-term, sustainable growth.

Please note that Coin holders will participate in revenues of the German Osmium Institute and not in its profits!

Revenue share formula:

$$\frac{\text{10\% of total revenue of sales crystallized Osmium}}{250.000.000} \quad * \text{ coins held}$$

for example see chapter “Revenue Share Report and Distribution”

ICO – FUNDAMENTALS

Token Name	Osmium Investment Coin	
Token Standard	ERC20	
Token Symbol	OiCOiN	
Token contract address	0xAa6Bf83784570cE6E114aeC683B6B23ca30cF763	
Token decimal	8	
Selling Period	8 weeks (subject to extension)	
Private Sale Start	July 09, 2018	04:00 pm CET
Presale	August 26, 2018	04:00 pm CET
Round One	September 09, 2018	04:00 pm CET
Round Two	September 23, 2018	04:00 pm CET
Round Three	October 14, 2018	04:00 pm CET
End of Sale	July 30, 2019	04:00 pm CET
OiCOiN – Token Price	1 ETH = 200 OiCOiNs	
OiCOiN-Tokens issued	250.000.000 (250 million)	
Adjustable Distribution	Unsold Tokens will be burned	



PLANNED BONUS SYSTEM

For further information please feel free to visit our homepage (www.OiCOiN.io).

Accepted Currencies	Etherium (ETH) Bitcoin (BTC)
Token Rights	Revenue share distribution
ICO Platform:	www.OiCOiN.io
Option for early termination:	upon reaching ETH 125.000

Minimum purchase volume during pre-sale-phase:

Private Sale:	0.5 ETH
Pre-Sale:	0.5 ETH
Round 1:	0.4 ETH
Round 2:	0.3 ETH
Round 3:	0.2 ETH

Values in BTC according to the ETH/BTC ratio as per homepage.

NO MAXIMUM LIMIT

Investors may buy OiCOiN's only with ETH & BTC cryptocurrencies. No FIAT currencies are allowed!



ICO – DETAILS

Purchase of OiCOiN Coins

Coins will be available for purchase by the public during the ICO period. The issuing company reserves the right to alter the period of the ICO in its total discretion. All relevant changes will be published at our website www.OiCOiN.io

Purchasing OiCOiN-Coins will only be possible through the website of the ICO. No ETH exchanges whatsoever must be used to participate in the OiCOiN-ICO.

Investors may purchase any volume of OiCOiN-Coins within the offered volume of issued OiCOiN-Coins, depending on the current availability.



REGISTRATION

Due to legal requirements, potential buyers must register before investing.

Furthermore, the potential buyers must accept the terms of the OiCOiN-ICO.

The investor must provide a wallet ID which is ERC20 compatible. Please check the list of compatible ERC20 wallets on our website.

For this registration, a valid email address and the wallet ID from which the potential buyer wants to invest in the ICO are required.

An email to the supplied email address needs to be confirmed to be verified.

This will validate the potential buyer as a verified participant.

After a successful registration, the provided wallet ID is whitelisted for the crowd sale and the potential buyer is authorized to invest.

Potential buyers become investors by transferring the ETH or BTC from the wallet which was provided during the registration to the crowd sale contract. If the sending wallet ID is unknown to the crowd sale contract because it was not whitelisted before, the investment transaction will be rejected.

Distribution of the OiCOiN-Token:

OiCOiN Tokens will be immediately distributed to your ETH wallet after the purchase. ETH mining fees need to be included. Set GAS limit to 200,000 / Gas price = 50 GWEI. Only send funds from MyEtherWallet, Metamask, Parity or Mist.

**Do not use Kraken, Bitpanda, Coinbase, Bitstamp, Bitfinex or Bittrex.
Do not use Exodus or Jaxx as wallets.
Supported wallets: MyEtherWallet, MetaMask, Mist, Parity, imToken.**

To be able to access OiCOiN Tokens after they have been delivered, the buyer must use an ETH wallet software that natively supports ERC20 tokens.

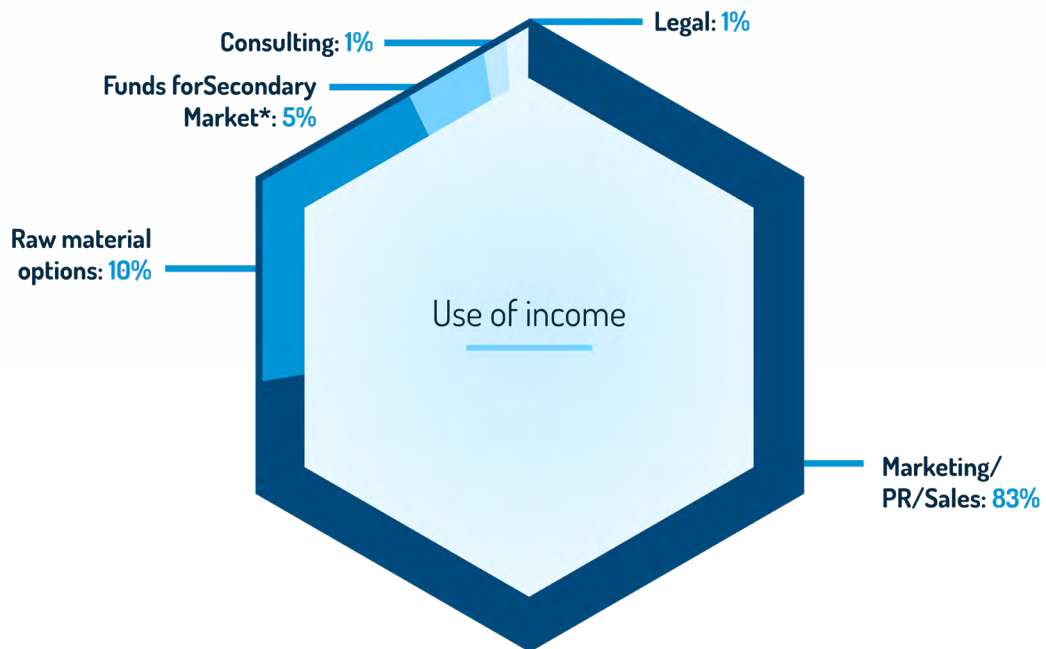


BONUS SYSTEM

All further bonus, affiliate marketing and reward systems will be published and updated on our website



USE OF INCOME

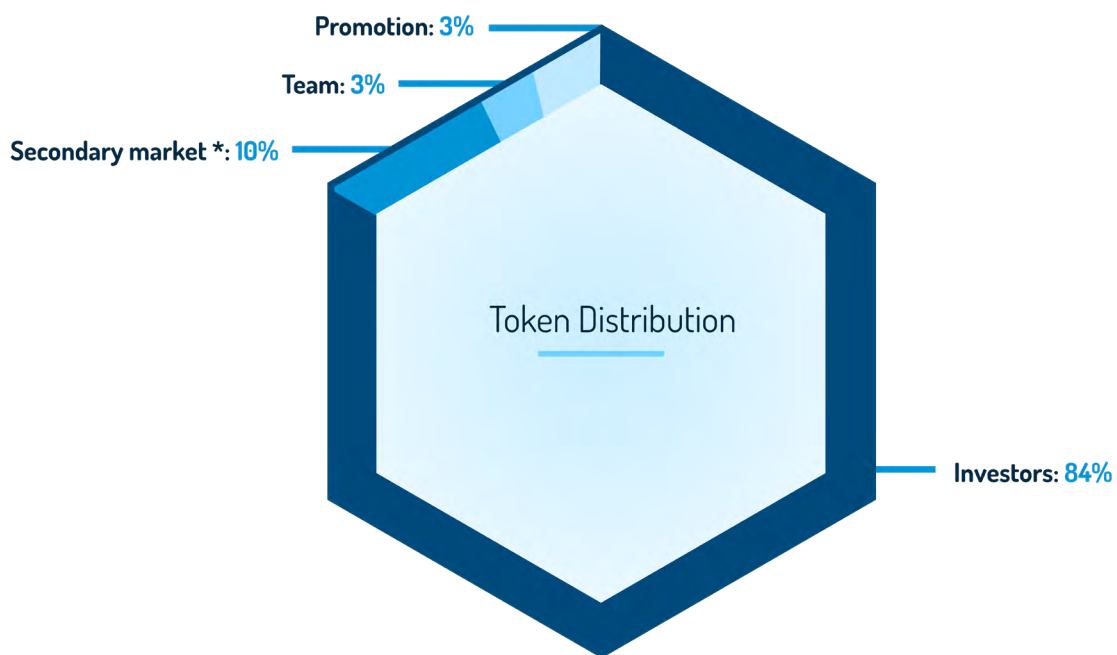


* Funds for repurchasing already sold crystalline Osmium from investors.



DISTRIBUTION OF TOKENS

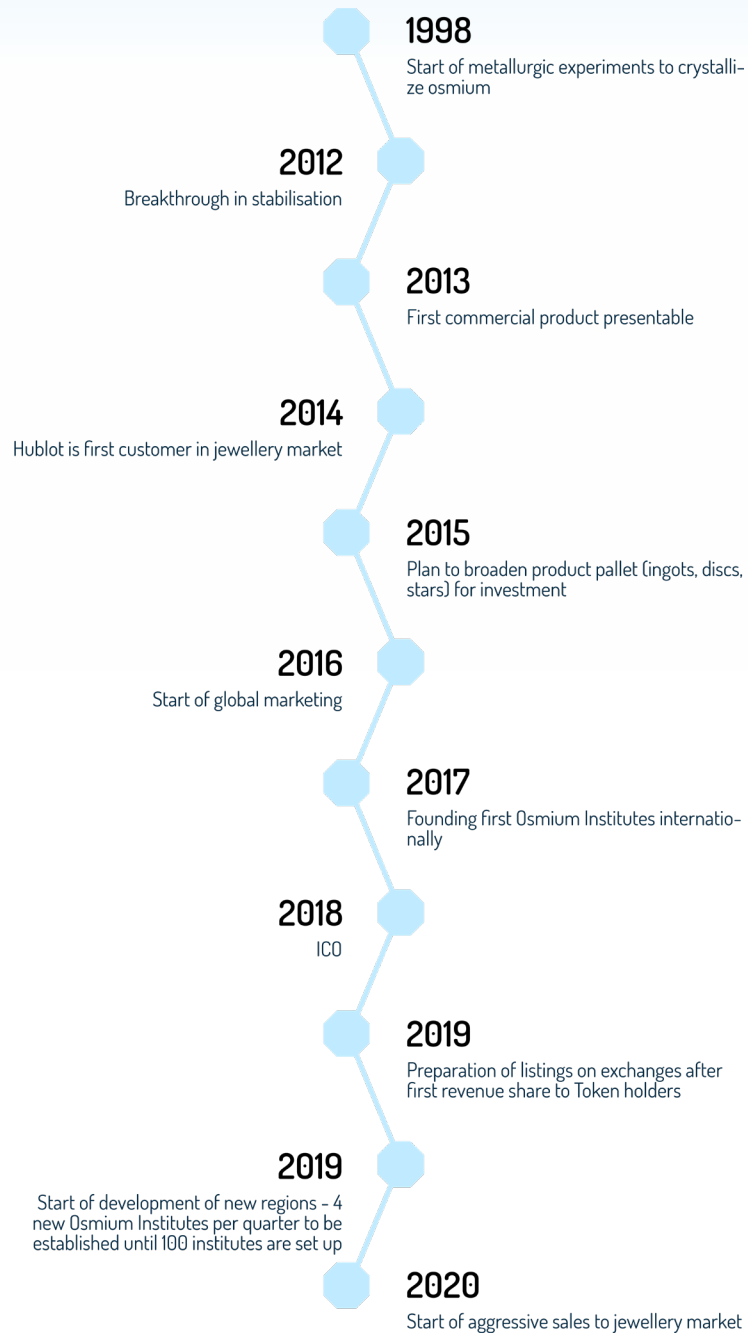
Investors:	84%
Team:	3%
Promotion:	3%
Secondary market*:	10%



* Tokens used for repurchasing already sold crystalline Osmium from investors.




ROADMAP



ICO MANAGEMENT



 **Michael Karl Gasser, MBA MPA** – Head of ICO Management Group

Michael is a well-known expert in the crypto market. He lectures crypto issues in the Chamber of Commerce of Austria as well as in miscellaneous other educational institutions.



 **Karl M. Walder** – Project Developer

Karl has been working in international marketing and IP projects for many years and oversees legal and project issues of the ICO.




 **Ulrich Zwirchmaier, MSc.** – Head of Marketing

Ulrich oversees the marketing team of the ICO internationally.

 **Barbara Pauer, MSc.** – Head of Communication

Barbara is looking after social media and connection to influencers in the ICO area. She is the face of the ICO team.




 **Dipl.-Ing. Ljuba Jakic** – Head of development office

Ljuba is CEO and head of the development office in Belgrade, Serbia

 **Filip Ribarovic, BBA** – Social Media Expert

Filip is member of the social media team for keeping the worldwide investment group informed.

 **Damir Srpcic** – Blockchain Programmer

He is specialized in the programming of the Smart Contract.



INSTITUTE MANAGEMENT



 **Ingo Wolf** – Founder & GM

GM of the Headquarter, the German Osmium Institute. Holds all global rights on the process of crystallizing Osmium. Has worked as head at science TV-stations. Worked in mining business and global metal wholesale. Profound knowledge in physics, chemistry and mathematics. Financial expert.

 **Elisabeth Gleirscher** – International Partner Management

Elisabeth oversees all international affairs concerning the worldwide establishment of Osmium institutes. After working in a law-firm she has excellent knowledge of smoothening processes between the HQ and the national Osmium institutes.



 **Scarlett Clauss, BA** – Director Public Relations

Born and raised in the US, Scarlett is in charge of training and organising new institutes outside of Europe. She travels to local partners and implements all necessary structures. She is also looking after public and press relations.

 **Denise Ludwig** – International Social Media

Denise co-ordinates social media of the HQ. She holds contact with all worldwide influencers for the Osmium markets. She has been working at KPMG Germany as “Employer Branding and Social Media”-Manager. She will build up a group of over 100 influencers in 30 languages over the next two years.



 **Dr. Jörg Saxler** – State Institute Australia

Jörg is CEO of the Australian institute and oversees as lawyer all legal issues internationally. His task is also the international co-ordination of tax and import matters. As physicist he is also technical board member of the HQ.





Dr. Yingying Zhang – Regional Partner China

Living in Australia she co-ordinates the buildup of the Chinese market. Working together with Jörg Saxler in the Australian institute she uses her excellent networks in Australia and Asia. Multilingual she can combine her knowledge to substantially support the Asian Osmium team.



Matteo Fortin – CEO Osmium Institute South Central China

Located in Zhōgnán he is building up the regional area for investors. Through exceptional networks he will be an anchor for the whole Chinese market.



Marion Langenscheidt – CEO Osmium Institute Spain

After years in banking and real estate Marion joined us and founded the first Osmium institute outside Germany.



Osmium Institute France in preparation



Osmium Institute Russia in preparation



Stanislav Marinov – CEO Osmium Institute Bulgaria



Osmium Institute Switzerland in preparation



Osmium Institute USA in preparation



Osmium Institute Czech Republic in preparation



Osmium Institute Netherlands in preparation



Osmium Institute India in preparation



Michael Raupenstrauch – Head of IT

As Michael has been a computer professional for many years, he is in charge of all IT issues within the company.



REVENUE SHARE REPORT AND DISTRIBUTION

To have a proof of OiCOiN ownership by exact addresses, OiCOiN will take a snapshot of the Blockchain before each revenue share distribution. It permits to use the current state of coin distribution among ICO investors as on the exact block. The quantity of the milestone block, as well as an estimated date and time of its appearance, will be announced in advance both at OiCOiN coin's website and by email.

The shares are distributed from the German Osmium Institutes Revenue. All worldwide crystallized Osmium will be invoiced once brought to the markets for the first time through this company.

Revenue shares are distributed on a quarterly base. Minimum distributed payment will be 0.05 ETH.

Through the revenue and balance sheet values and according to German law the balance sheet and P&L statement must be published and can be verified easily.

Revenue shares will be distributed until all expected raw material of 44 metric tons will be sold. After that, no more new Osmium can be sold, and revenue share will be terminated.

For regular distribution of revenue shares, coins must be in the designated ERC20 wallet.

OiCOiN's monetary management will transfer 10% of the worldwide crystallized Osmium revenue to OiCOiN coin investors pro rata to the hard cap value.

Revenue share per coin: 10% of revenue from Sales of all crystalline Osmium worldwide divided by hard cap value coins times coins held by investor.

Example

Bill holds 10,000 coins and wants to know his revenue share for one year. Here is the way to calculate this easy:

10% of total revenue of sales crystallized Osmium

*** coins held**

250.000.000

for example see chapter "Revenue Share Report and Distribution"



RECEIVING THE REVENUE SHARE

A Revenue Share Distribution Smart Contract is designed to distribute the revenue share among the coin holders, according to their shares. All the payments will be made ONLY in ETH to the ERC20 address which hold the coins.

For any Revenue Share Distribution an ERC20 compatible wallet is essential.



EXPECTED FUTURE REVENUES BY 2028

year	oz	kg	price €/kg	annual price increase	revenue in €	revenue accumulated in €	distributed revenue share in €	annual share per token in €
2018	80	2,57	1.144.030		2.942.509	2.942.509	294.251	0,0012
2019	200	6,43	1.235.552	8%	7.944.775	10.887.284	794.477	0,0032
2020	800	25,72	1.359.108	10%	34.957.010	45.844.294	3.495.701	0,0140
2021	2.000	64,30	1.549.383	14%	99.627.477	145.471.771	9.962.748	0,0399
2022	10.000	321,51	1.688.827	9%	542.969.752	688.441.523	54.296.975	0,2172
2023	50.000	1.607,54	1.840.822	9%	2.959.185.146	3.647.626.669	295.918.515	1,1837
2024	100.000	3.215,07	2.006.496	9%	6.451.023.619	10.098.650.288	645.102.362	2,5804
2025	150.000	4.822,61	2.267.340	13%	10.934.485.034	21.033.135.323	1.093.448.503	4,3738
2026	300.000	9.645,21	2.834.175	25%	27.336.212.586	48.369.347.909	2.733.621.259	10,9345
2027	450.000	14.467,82	4.534.680	60%	65.606.910.206	113.976.258.115	6.560.691.021	26,2428
2028	300.000	9.645,21	9.069.360	100%	87.475.880.275	201.452.138.390	8.747.588.028	34,9904
total	1.363.080	43.824			201.452.138.390		20.145.213.839	80,58

Expected price increase 2018 - 2028	793%
Circulating tokens	250.000.000
Cost of OiCOiN in €	0,60 €
Earning per token over 10 years	80,58 €
Profitability over 10 years	13.430%

Conclusion:

1 Euro spent will generate 134 Euro of revenue-share over 10 years

This is a projection which can alter substantially in both directions. Find a calculation tool for alterations on the website.




EXPECTED REVENUE BY 2028

Our aim is to achieve a total revenue of crystallized Osmium of all mineable metal over the next 10 years. This will be a combination of selling crystallized Osmium and a price increase over the years.

All investors benefit from the revenue share until all available 44 metric tons are sold!

If the institutes sell these volumes, in 8 to 10 years there is no more raw material. Osmium must be bought back from private investors.

This will lead to a price explosion within a very short period of time.



FORWARD LOOKING STATEMENTS

This Whitepaper contains certain forward-looking statements. A forward-looking statement is a statement that does not relate to historical facts and events. The forward-looking statements are based on analyses or forecasts of future results and estimates of amounts not yet determinable or foreseeable. Such forward-looking statements are identified by the use of terms and phrases such as „anticipate“, „believe“, „could“, „estimate“, „expect“, „intend“, „plan“, „predict“, „project“, „will“ and similar terms, including references and assumptions.

This applies to statements in this Whitepaper containing information on future developments of the OiCOiN, plans and expectations regarding the acceptance of the OiCOiN in the market or its growth of value. Forward-looking statements are based on current estimates and assumptions that the Developer makes to the best of its present knowledge.

Such forward-looking statements are subject to risks, uncertainties and other factors which could cause actual developments to differ materially from and be worse than expected or assumed or described in these forward-looking statements. Accordingly, any persons interested in participating in the Initial Coin Offering is strongly advised to read the chapter „RISK FACTORS“ in the Coin Offer Document. This chapter includes more detailed descriptions of factors that might have a negative impact on worldwide Osmium trade and the OiCOiN. Considering these risks, uncertainties and assumptions, future events described in this Whitepaper may not occur.

Developer:

OSMIUM GLOBAL CONSULTING d.o.o., a limited liability company pursuant to Serbian law, having its registered seat at Knez Mihajlova 30, 11000 Belgrade, Serbia (the „Developer“) intends to offer for exchange up to 250 million units of a new Ethereum-based coin named „OiCOiN“ during a limited offer period (the „Offer Period“) starting June 1, 2018 (the „Initial Coin Offer“, „ICO“ or „crowdsale“).



CONCLUSION

The OiCOiN team is very grateful to you for reaching the end of this white paper. We highly value all the time you spent on accommodating yourself with our project and we'd like to thank you for your consideration for taking part in our ICO.

Crystallized Osmium is an already developed and well marketed product. It will continue to be distributed worldwide irrespective of the amount of raised funds from its Initial Coin Offering - OiCOiN.

With your vital help and power, we can create an efficient global network to establish a totally new market of the last precious metal on the globe. By contributing to our ICO, you are investing in one of the most profitable business industries – investments and luxury-items.

Get crystallized – my Precious....

With Kindest Regards,
The OiCOiN Team



Join the Rise of Osmium

www.oicoin.io

OICOiN - Osmium Investment Coin
Version 1.0.10 - dated March 7th, 2019